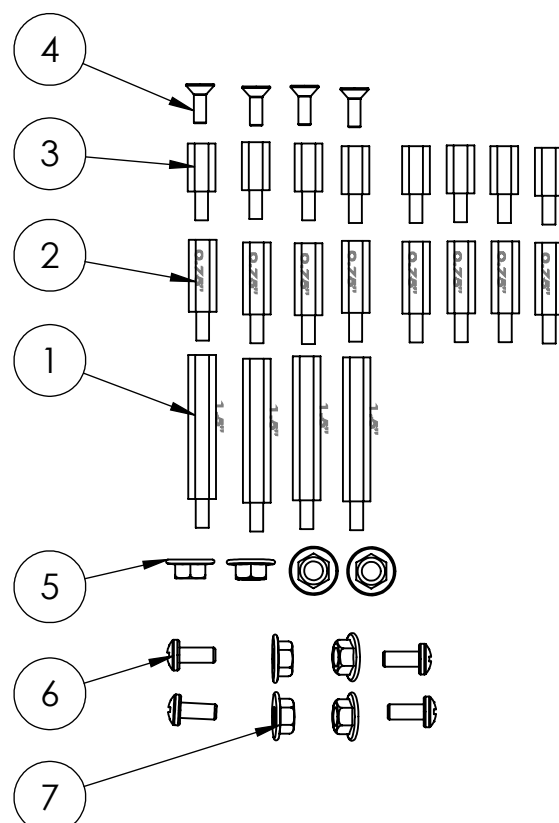


FOR TALLER BROADCAST PTZ CAMERAS; APPROX 10.25" - 10.5" TALL
 THE CAMERA CAN BE MOUNTED DIRECTLY TO THE FIXED CAMERA MOUNT PEDESTAL *THAT IS PRE-INSTALLED* INSIDE OF HOUSING.

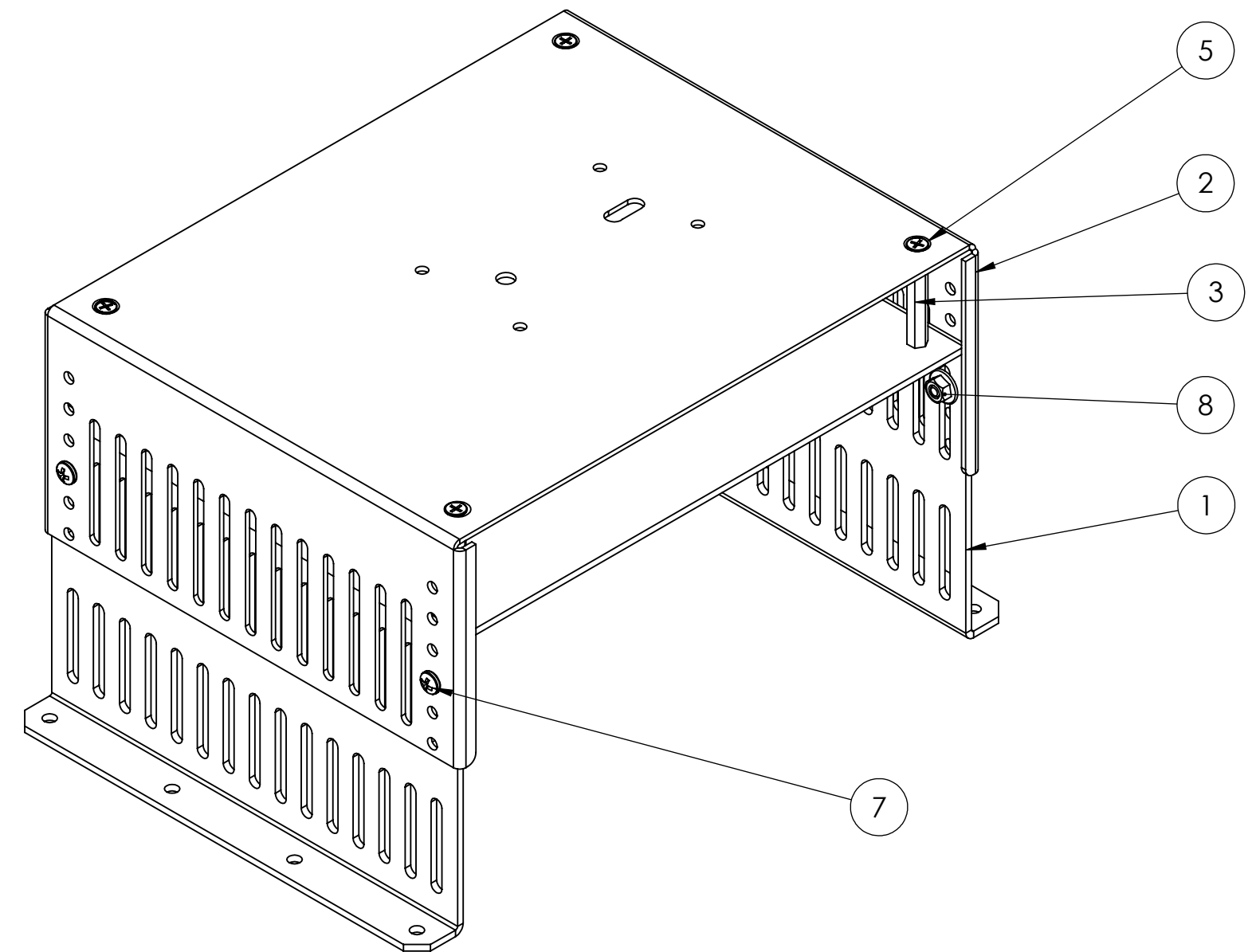
ADJUSTABLE SLIDE BRACKET & STANDOFF PACK ARE NOT NEEDED WITH TALLER CAMERAS

STANDOFF & FASTENER PACK

ITEM NO.	PART NUMBER	DESCRIPTION	QTY.
1	6-32 MF HEX Standoff 1.5in		4
2	6-32 MF HEX Standoff .75in		8
3	6-32 MF HEX Standoff .50in		8
4	6-32 FLAT HD Screw		4
5	6-32 Hex Flange Nut	#6-32 Flanged Hex Nut	4
6	8-32 x .375in MS PAN PHIL	#8-32 x 3/8"L, PAN HD PHIL MACHINE SCREW	4
7	8-32 Lock Nut	#8-32 Hex Nut with LOCK WASHER	4



PART NUMBER	ITEM NO.	DESCRIPTION	QTY.
200-067 S Fixed Camera Mt Brkt 4.75in REV 040	1	Fixed Camera Pedestal Mount Bracket	1
200-133 HD12 Adjust Slide Cam Brkt REV 010	2	Adjustable Camera Mount Slide Bracket	1
6-32 MF HEX Standoff 1.5in	3	1.5" Long Hex StandOff	4
6-32 MF HEX Standoff .75in	4	3/4" Long Hex StandOff	4
6-32 FLAT HD Screw	5	#6-32 Flat HD Mach Screw	4
6-32 Hex Flange Nut	6	#6-32 Flanged Hex Nut	4
8-32 x .375in MS PAN PHIL	7	#8-32 x 3/8"L, PAN HD PHIL MACHINE SCREW	4
8-32 Lock Nut	8	#8-32 Hex Nut with LOCK WASHER	4



FOR SHORTER BROADCAST PTZ CAMERAS; APPROX 9.8" TALL OR LESS
 THE ADJUSTABLE CAMERA MOUNT SLIDE BRACKET KIT (ITEM ID #'S 2-6) KIT IS USED TO EXTEND THE HEIGHT OF THE CAMERA INTO THE CLEAR OPTICAL DOME BUBBLE.

1) FIRST MOUNT CAMERA TO TO ADJUSTABLE CAMERA MOUNT SLIDE BRACKET BEFORE INSTALLING INTO HOUSING. (ON LARGER BASED CAMERAS, FINAL CAMERA INSTALL MAY HAVE TO BE DONE AFTER STEP 5 IF FLAT HEAD SCREW HOLES ARE BLOCKED).

2) THEN USE PROVIDED VARIOUS LENGTHS OF MALE TO FEMALE THREADED HEX STANDOFFS THREADED TOGETHER TO SEAT PTZ CAMERA HEAD TO DESIRED DEPTH INTO OPTICAL DOME.

IT IS UP TO INSTALLER TO DETERMINE STANDOFF OPTIMAL DEPTH INTO DOME FOR EACH CAMERA MODEL, WHILE ASSURING ENOUGH INTERNAL DOME BUBBLE CLEARANCE IS PROVIDED BETWEEN CAMERA PTZ LENS HEAD & INSIDE OF DOME SO AS TO PROVIDE TROUBLE FREE PTZ OPERATION.

3) USE #6-32 FLANGED HEX NUTS TO INSTALL THE DESIRED STANDOFFS ONTO CORNER HOLES OF FIXED CAMERA PEDASTAL MOUNT AS SHOWN IN ASSEMBLY IMAGE.

4) USE #6-32 FLAT HEAD MACHINE SCREWS PROVIDED TO PRELIMINARILY AFFIX & SECURE ADJUSTABLE SLIDE CAMERA BRACKET TO FOUR INSTALLED STANDOFFS INTO TOP FACE OF BRACKET.

5) THEN, USE SET OF #8-32 FASTENERS (ITEM ID #'S 7 & 8) TO FULLY SECURE SLIDE BRACKET TO SIDES OF FIXED PEDASTAL BRACKET. ALIGN HOLES NEAR EDGE OF SLIDE BRACKET THAT MATE OVER SLOTS ON FIXED CAMERA MOUNT ON EACH CORNER; THEN USE BEST POSITION HOLES TO PASS #8-32 MACHINE SCREW, AND USE PROVIDED MATING NUTS IN EACH CORNER OF BRACKET SETS & TIGHTEN TO PROVIDE A SECURE & SOLID MOUNT SYSTEM.

PROPRIETARY AND CONFIDENTIAL
 THE INFORMATION CONTAINED IN THIS DRAWING IS THE SOLE PROPERTY OF <INSERT COMPANY NAME HERE>. ANY REPRODUCTION IN PART OR AS A WHOLE WITHOUT THE WRITTEN PERMISSION OF <INSERT COMPANY NAME HERE> IS PROHIBITED.

UNLESS OTHERWISE SPECIFIED:		NAME	DATE	dotworkz		
DIMENSIONS ARE IN INCHES		DRAWN	JJ Hilton			011719
TOLERANCES:		CHECKED				
LINEAR: ± 0.02"		ENG APPR.				
ANGULAR: MACH ± 1 deg		MFG APPR.			TITLE:	
INTERPRET GEOMETRIC TOLERANCING PER:		Q.A.				
MATERIAL		COMMENTS:				
CRS						
NEXT ASSY	USED ON	Finish Powder coat paint Cardinal semi-gloss (FED STD P004-BK02)		SIZE	DWG. NO.	REV
		APPLICATION		C	HD12 Adj Cam Brkt Assy	NA
DO NOT SCALE DRAWING				SCALE: 1:0.1	WEIGHT:	SHEET 1 OF 3

ITEM NO.	PART NUMBER	DESCRIPTION	QTY.
1	200-067 S Fixed Camera Mt Brkt 4.75in REV 040	OVERALL HEIGHT APPROX. 4.8"	1

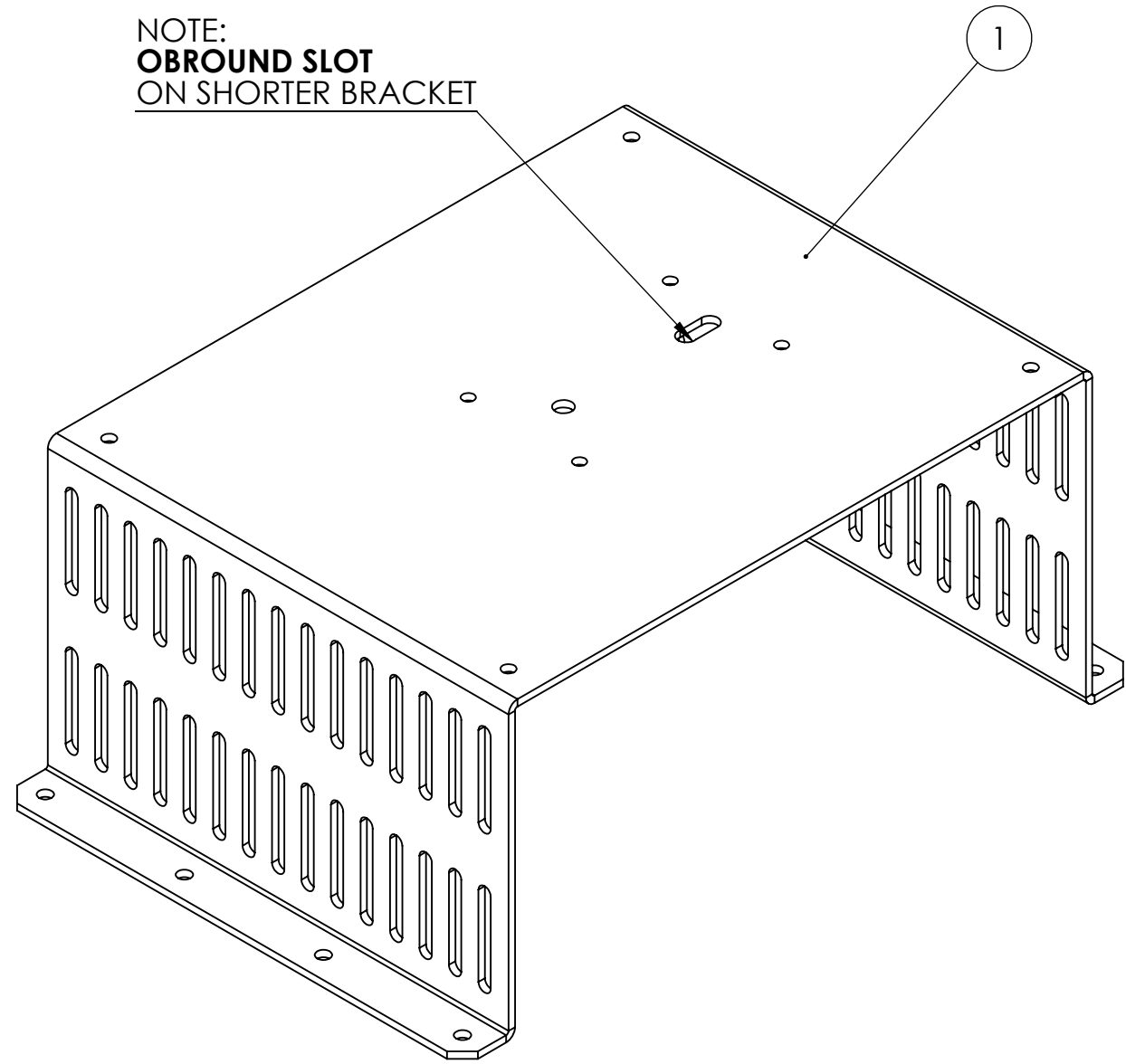
ITEM NO.	PART NUMBER	DESCRIPTION	QTY.
2	CAMERA MOUNT	OVERALL HEIGHT APPROX 5.8"	1

NOTE:

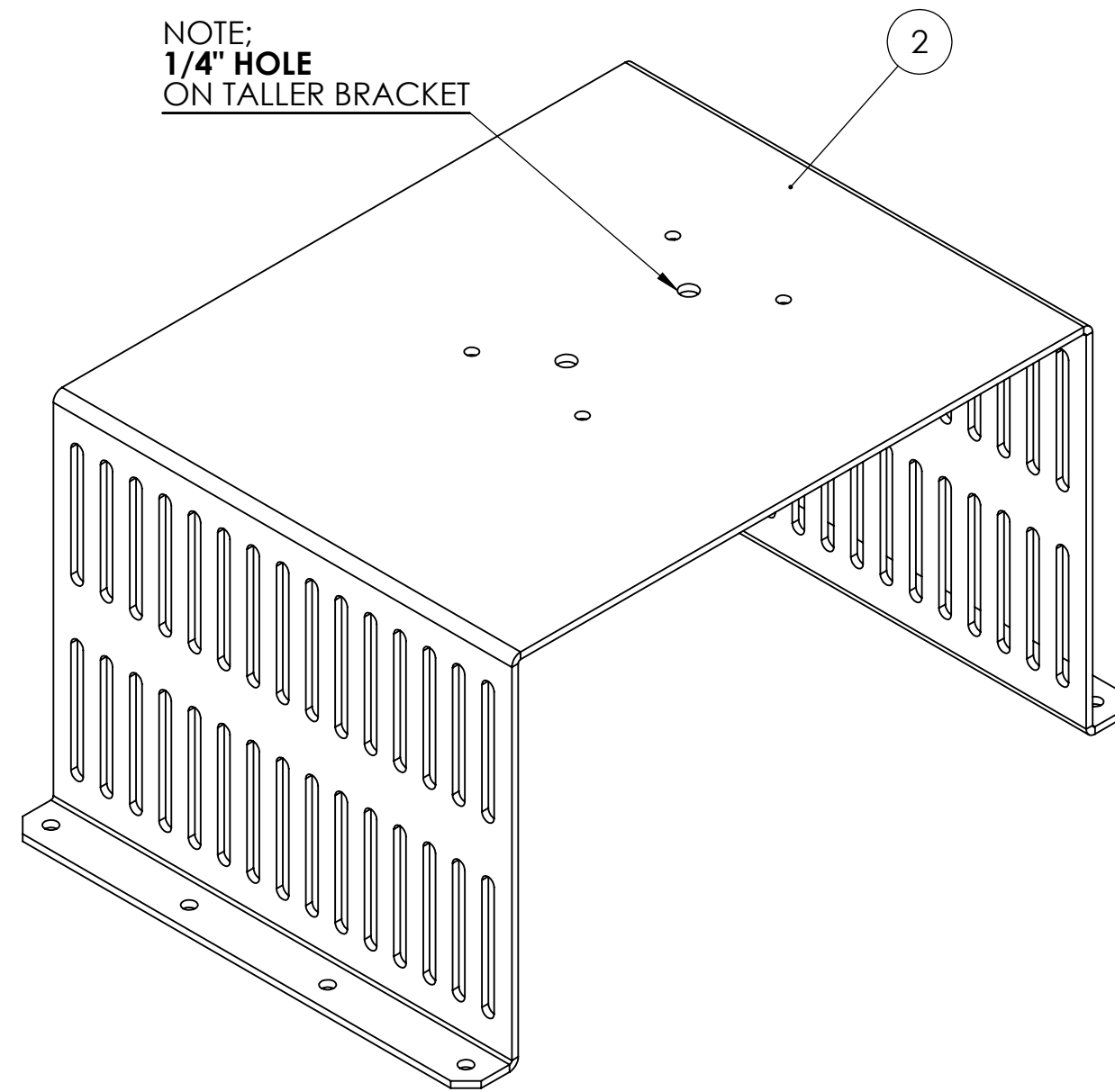
THERE ARE TWO VERSIONS OF FIXED CAMERA PEDESTAL BRACKETS FOR HD12

4.8" TALL & 5.8" TALL VERSIONS

OVERALL HEIGHT APPROX 4.8" TALL



OVERALL HEIGHT APPROX 5.8" TALL

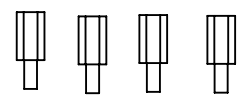


PROPRIETARY AND CONFIDENTIAL
 THE INFORMATION CONTAINED IN THIS DRAWING IS THE SOLE PROPERTY OF <INSERT COMPANY NAME HERE>. ANY REPRODUCTION IN PART OR AS A WHOLE WITHOUT THE WRITTEN PERMISSION OF <INSERT COMPANY NAME HERE> IS PROHIBITED.

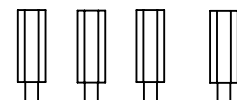
		UNLESS OTHERWISE SPECIFIED:	NAME	DATE
		DIMENSIONS ARE IN INCHES	DRAWN	JJ Hilton 011719
		TOLERANCES:	CHECKED	
		LINEAR ± 0.02"	ENG APPR.	
		ANGULAR: MACH ± 1 deg	MFG APPR.	
		INTERPRET GEOMETRIC TOLERANCING PER:	Q.A.	
		MATERIAL	COMMENTS:	
		CRS		
NEXT ASSY	USED ON	FINISH		
		Black Powder coat paint Cardinal semi-gloss (FED STD P004-BK02)		
APPLICATION		DO NOT SCALE DRAWING		

dotworkz		
TITLE:		
"		
SIZE	DWG. NO.	REV
C	HD12 Adj Cam Brkt Assy	NA
SCALE: 1:5	WEIGHT:	SHEET 2 OF 3

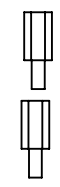
1/2" STANDOFF SPACERS



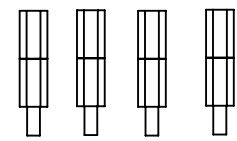
3/4" STANDOFF SPACERS



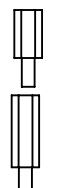
1" STANDOFF SPACERS



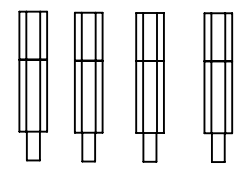
MATE
1/2" + 1/2"



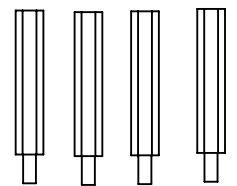
1-1/4" STANDOFF SPACERS



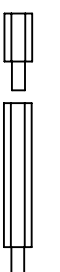
MATE
1/2" + 3/4"



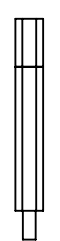
1-1/2" STANDOFF SPACERS



2" STANDOFF SPACERS



MATE
1/2" + 1-1/2"

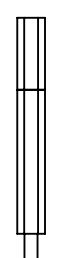


MAKE x 4

2-1/4" STANDOFF SPACERS

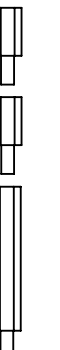


MATE
3/4" + 1-1/2"

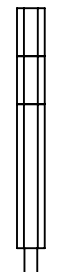


MAKE x 4

2-1/2" STANDOFF SPACERS

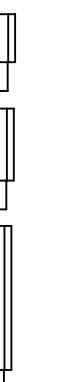


MATE
1/2" + 1/2"
+ 1-1/2"

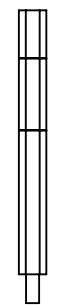


MAKE x 4

2-3/4" STANDOFF SPACERS



MATE
1/2" + 3/4"
+ 1-1/2"

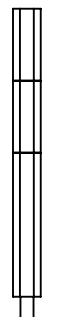


MAKE x 4

3" STANDOFF SPACERS



MATE
3/4" + 3/4"
+ 1-1/2"



MAKE x 4

**DO NOT OVERTIGHTEN STANDOFF SPACERS
USE HAND TOOLS WITH LIGHT TO FIRM TIGHTENING FORCE**

**OR DRIVERS AT LOWER SPEEDS
& CLUTCH SET ON LOWEST TORQUE SETTINGS SO AS NOT TO DAMAGE THREADING**

STAINLESS STEEL STANDOFF HEX SPACERS ARE PROVIDED TO ALLOW ACCURATE, LEVEL, AND SECURE ADJUSTABLE CAMERA MOUNTING FOR A WIDE RANGE OF BROADCAST PTZ CAMERA SIZES & MODELS

THESE HEX STANDOFF THREADED SPACERS CAN BE COMBINED / MATED TO CREATE 1/4" INCREMENTS OF SPACING. THIS ALLOWS ADDED RANGE OF 1/2" TO 4" OF SCAFFOLDING TO PRE-INSTALLED FIXED PEDESTAL CAMERA MOUNT BRACKET INSIDE OF HOUSING TO OPTIMIZE OPTICAL VIEWING HEIGHT FOR SHORTER PTZ CAMERAS INSIDE THE PROTECTIVE ENVIRONMENT OF OUTDOOR DOME HOUSING.

STANDOFFS ARE 1/4" HEX DRIVE DIAMETER WITH #6-32 MALE TO FEMALE THREADING.

WHEN USED IN CONJUNCTION WITH ADJUSTABLE SLIDE BRACKET & PROVIDED HARDWARE FASTENERS, THIS SYSTEM PROVIDES A FULLY STABLE & SECURE PLATFORM TO MOUNT BROADCAST QUALITY PTZ CAMERAS.

PROPRIETARY AND CONFIDENTIAL
THE INFORMATION CONTAINED IN THIS DRAWING IS THE SOLE PROPERTY OF <INSERT COMPANY NAME HERE>. ANY REPRODUCTION IN PART OR AS A WHOLE WITHOUT THE WRITTEN PERMISSION OF <INSERT COMPANY NAME HERE> IS PROHIBITED.

		UNLESS OTHERWISE SPECIFIED:	NAME	DATE	dotworkz		
		DIMENSIONS ARE IN INCHES	DRAWN	JJ HILTON			011819
		TOLERANCES:	CHECKED				
		LINEAR: ± 0.02	ENG APPR.				
		ANGULAR: MACH ± 1 deg	MFG APPR.				
		INTERPRET GEOMETRIC TOLERANCING PER:	Q.A.			TITLE:	
		MATERIAL	COMMENTS:				
		FINISH					
NEXT ASSY	USED ON	NATURAL FINISH				SIZE DWG. NO. REV	
APPLICATION		DO NOT SCALE DRAWING				C HD12 Adj Cam Brkt Assy 010	
						SCALE: 1:5 WEIGHT: SHEET 3 OF 3	