

Quick Guide for BR-ACC1:

Internal Accessory Component Mounting Bracket Kit for D-Series Enclosures

Each Dotworkz D-Series Enclosure has (4) threaded Insert Mounts for #8-32 x 3/8" depth fasteners located on rear upper of inside each housing, for an easy & professional accessory integration within. Internal mounts allow for convenient bracket & accessory mounting integration.

- Each bracket is ready to mount into enclosure, with pre-drilled mounting holes for some commonly integrated power supplies, and other common electronic gear.
- Brackets are made of high quality 14gg Aluminum with a durable black powder coat finish which is easy to drill or customize for your electronics mounting needs, providing a professionally integrated look to your project.
- Multiple brackets can be used to create a scaffold with use of Stand-offs to mount multiple devices in a layered or creating multiple shelf mounts. Additional Stand-off kits are available for a broad range of scaffolding spacing- Stand-off kits sold separately.

Included in each Kit:

Internal Accessory Mounting Bracket (BR-ACC1) (1 unit), Aluminum Mounting Stand-Offs, & Mounting Fasteners



(4) #8-32 x 3/8" Machine Screws

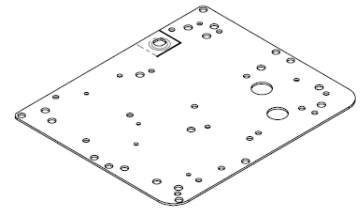
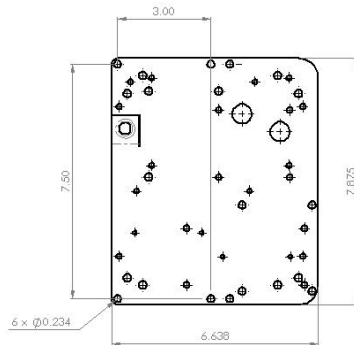
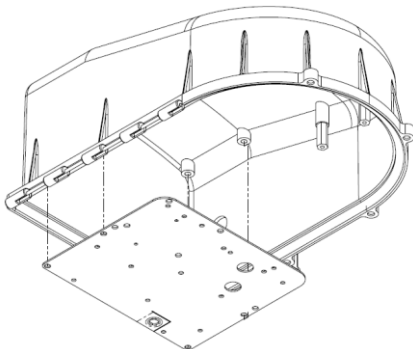


(4) #8-32 x 1" Male to Female Stand-offs



Stand-offs can be threaded into integrated Inserts on enclosures' upper rear mounts to provide spacing to mount your accessories mounted above and below BR-ACC1 mounting bracket.

See below - Bracket can be installed with or without Threaded Aluminum Stand-off mounting hardware - as your integration needs dictate.



For Quick, Easy, & Convenient Mounting of Accessories into D-Series Enclosure: Typically used to integrate Wireless Gear, Power Supplies, Network Switches, Encoders, Onboard POE injectors or splitters, compact NVR's, Compact UPS units, etc. Below illustrates integration possibilities:

